

420 | 620

smile

The entry level for professional
tool presetting and measuring



ZOLLER
expect great measures®

smile
420 | 620

Success Is a Question of Attitude

ZOLLER »smile« is a must for machining production companies. At least for those who want to secure their success and expand. The advantage of these professional presetting and measuring machines lies not only in fast and precise measurement but also in the direct transmission of tool data to processing machines. Errors in data input thus belong to the past, as do machine breakdowns and production faults. At the same time, set-up and downtimes are optimized and all aspects of process safety are enhanced. A variety of reasons for greeting the challenges of the future with a »smile«.



smile
420 | 620

Only the **Best** for You — and for Your Customers



The idea is very simple. High-quality workpieces can only be manufactured using perfect tools and precise machines. For this purpose, tools must be carefully measured and optimally preset. And this can only be achieved when the presetting and measuring machine works precisely to the μm . That's why only the best components are used for the ZOLLER »smile«. Components like THK guides, Heidenhain measuring systems, and Bosch/Festo pneumatics. The superior design is ideal for heavy-duty workshop use. That way, you can always rely on precision. And keep your customers satisfied with high-quality parts.

smile
420 | 620



Many **Advantages** Can Be Seen — Others Felt

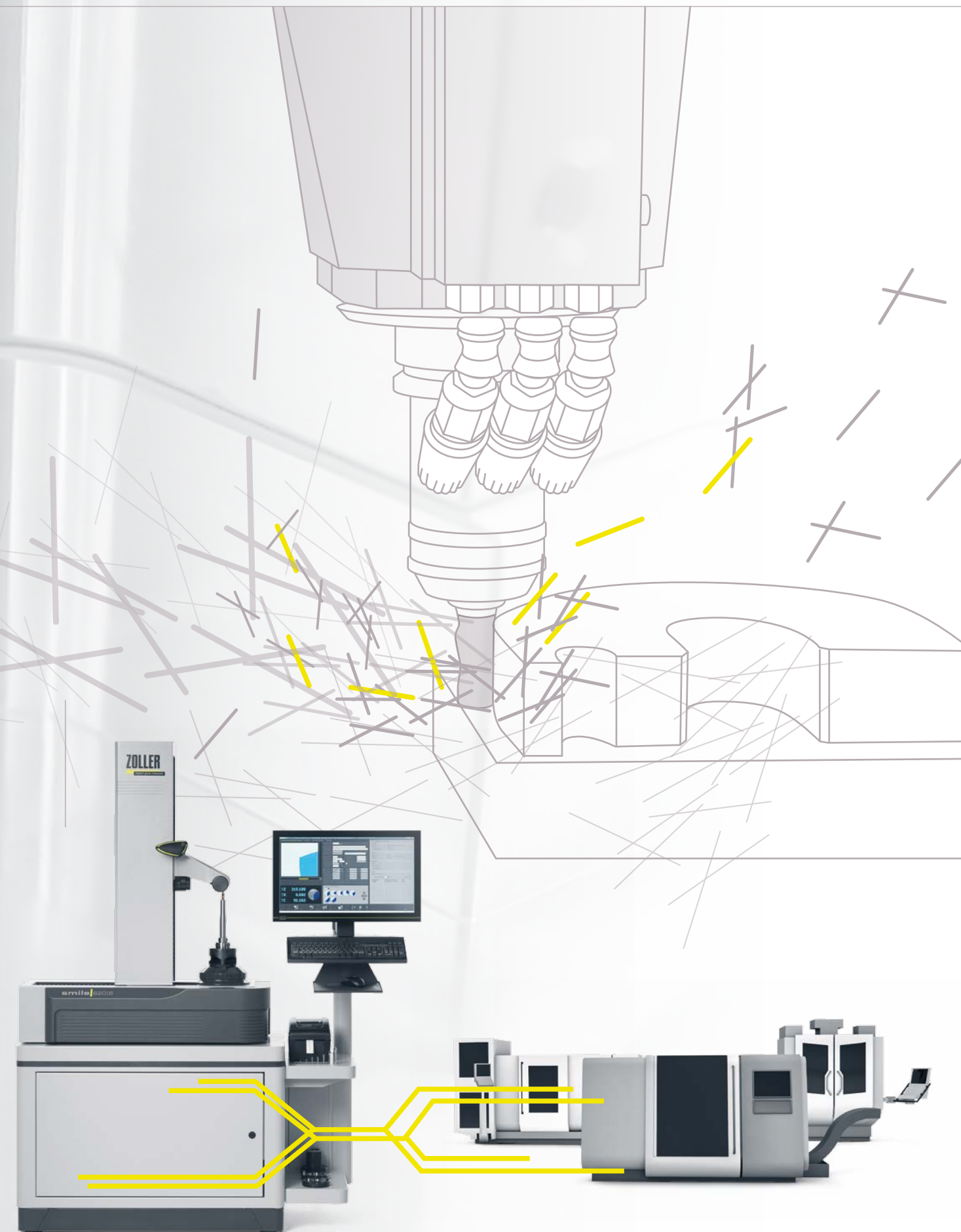
Choosing the ZOLLER »smile« always means deciding in favor of convenience and simplicity of operation. A prime example is the ergonomic one-hand control »eQ«, which brings the optic carrier into position quickly and easily on both axes with the push of a button. Additional working comfort is guaranteed by the variable control unit, the freely accessible tool spindle, the membrane keypad, and the spindle hand wheel.

Providing even more benefits is the intuitive ZOLLER software interface of the »pilot« operating technology, which ensures precise measuring results without extensive training with graphic user guidance. And success stories from day one.

smile
420 | 620

For **Continuous Motion** in Your Production

Set the tool, insert in the machine, transmit data to the machine, and the chips are flying:
With ZOLLER »smile«, it is possible to transmit tool data directly to the machine control unit.
This is not only much safer than manual input, but it is also much faster. The outcome of
networking is fewer machine breakdowns and more productivity.



smile
420 | 620

»smile« Always a Good Solution

Whatever you are planning — with »smile« from ZOLLER, you're in the right place. Simply select the required measuring range and the version of »pilot« image processing technology that suits you — the measuring ranges and electronics can be freely combined.

»smile / pilot 1.0«

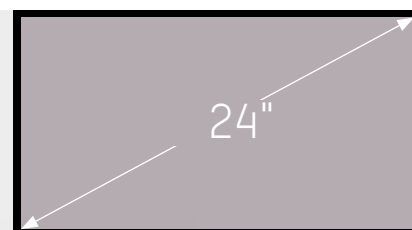
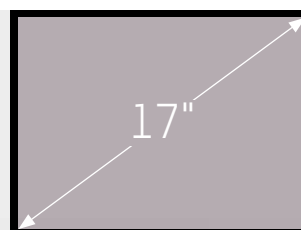
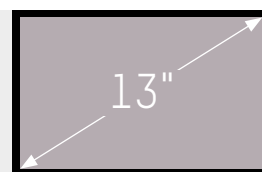
ZOLLER »pilot 1.0« image processing technology provides all the measuring and setting functions needed for quick and easy measurement and presetting of standard tools. This basic version is a solution specifically meant for small and medium lot sizes and offers the highest quality at an outstanding cost-performance ratio.

»smile / pilot 2 mT«

The ideal entry-level variant for networked manufacturing: The intuitive, contemporary touchscreen of »pilot 2 mT« impresses not only with its simple handling but also with customizable settings making it both practical and efficient.

»smile / pilot 3.0«

The control unit can be modularly expanded for high and complex manufacturing requirements, remaining incredibly user-friendly despite comprehensive capabilities. From presetting, measuring, and inspecting to tool management, »pilot 3.0« covers the entire spectrum of tool measurement.



»smile 420«



»smile 420«



»smile 620«

Technical Data »smile 420« / »smile 620«

Axes	Manual	●
	CNC Drives	⊙
	13" or 24" pilot 1.0 ¹⁾	⊙
Electronics	17" pilot 2 mT	⊙
	24" pilot 3.0	⊙
	SK50	⊙
Tool Holder Spindle	SK50-VAK	⊙
	Spindle Hand Wheel	●
	Automatic Zero-point Monitoring	●
Spindle Options	Manual	⊙
	Autofocus	⊙
	ROD Rotary Encoder	⊙
Length Adjustment – Tools	aszm-lin	⊙
	aszm-rot	⊙
Tool Identification ²⁾	Man./MSLZ	⊙
	External Manual Write/Read Station ²⁾	⊙
Center Height Measuring Device / Camera ²⁾	DME	⊙
Cutting Edge Inspection		●
Tool Inspection ³⁾		⊙
Machine Table		⊙
Shelves	For Printer	⊙
	For Adapters	⊙
Membrane Keypad Medium		●
eQ One-hand Control Handle		●
Maintenance Unit		⊙

● standard ⊙ option

* Up to max. HSK 63 and only with table

¹⁾ Available for table electronics or retaining tube, DME, no CNC, no tool inspection

²⁾ From pilot 2 mT onwards

³⁾ From pilot 3.0 onwards

Measuring Range, Z Axis	420 / 600 / 800 mm
Tool Diameter	420 / 620 mm
Snap Gauge	100 mm

Measurably More Profit

With ZOLLER »smile« and TMS Tool Management Solutions, you reduce tool costs and make full use of your machines because you measure tools especially quickly, easily, and operator-independent. Moreover, you network your presetting and measuring machine with all the stations in the manufacturing process using the z.One central tool database. That means the right tool is at the right place at the right time. And your profits will increase markedly!

Calculate for yourself how much savings potential your company can tap into:

www.zoller-usa.com/productivity-calculator



ZOLLER Solutions

The Solution for Your Success

More speed, greater flexibility, safer processes — with ZOLLER system solutions you'll get more out of all aspects of your production. To assure this, we combine hardware, software, and services with our unique manufacturing expertise for you. Everything from a single supplier. Everything for your success. Everything with ZOLLER solutions.

smile | 420

Subject to technical modifications. The depicted machines may include options, accessories, and control variants. Delivered products have product safety labels in accordance with ISO 3864-2 or ANSI/NEMA Z535.4, BRSMI.05-US 02/2017.

www.zoller-usa.com



ZOLLER Inc. | Tool Presetting and Measuring Machines
3900 Research Park Drive | Ann Arbor, MI, 48108 USA
Tel: 734 332-4851 | Fax: 734 332-4852
sales@zoller-usa.com

ZOLLER
expect great measures®