

FULLBORE® *Productivity*

The FULL BORE® self contained, mechanical grip, air-released collet chuck is an outstanding example of an efficient, cost effective solution to meet the needs of the Metal Working Industry.

Benefits

Fixed Position

(No Draw Back)

Constant Grip

Force

(At Any Speed)

Reduced Cycle

Times

(Typically 2 sec)

Standard Collet

Pads

Adjustable Grip

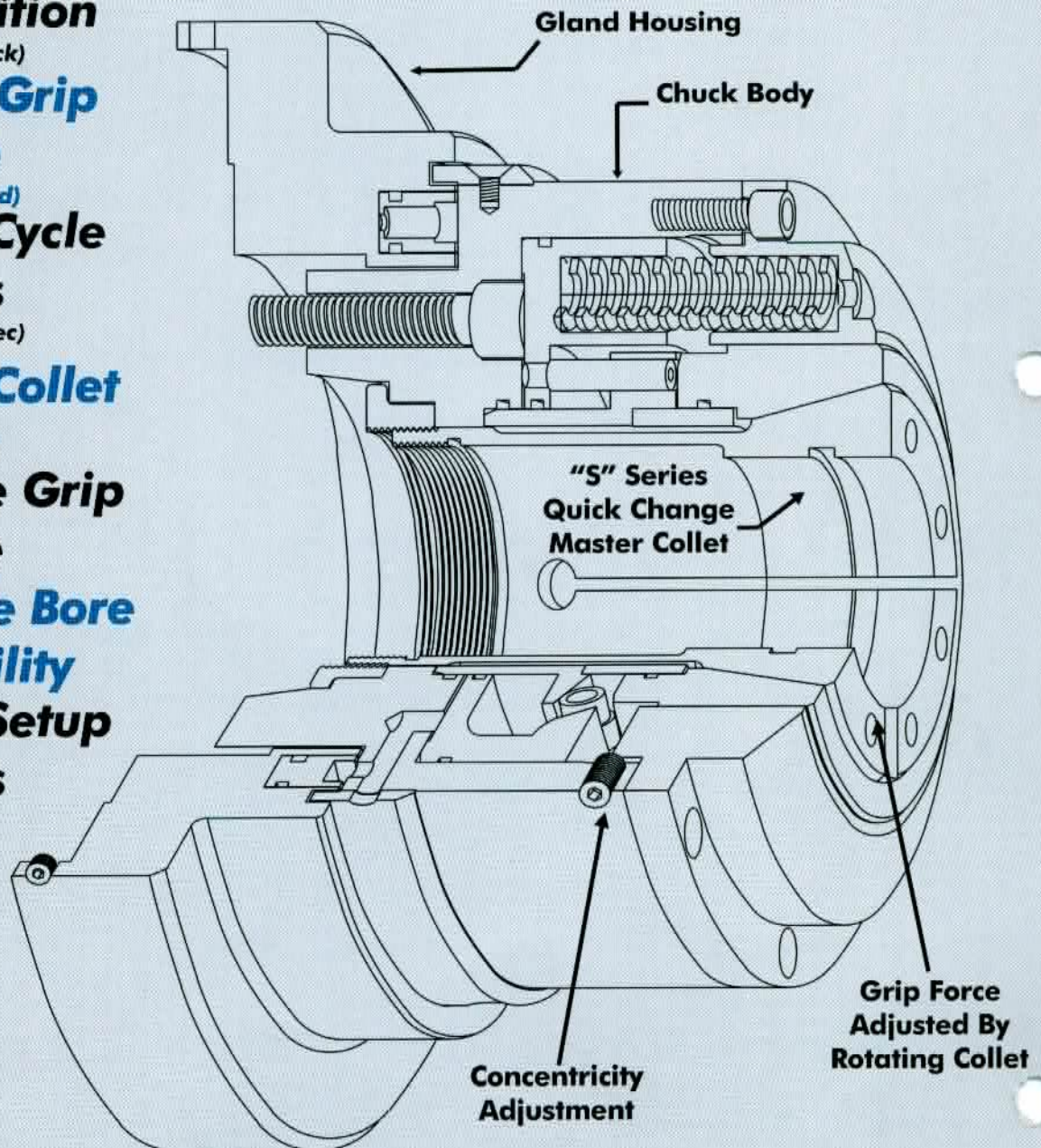
Force

Full Spindle Bore

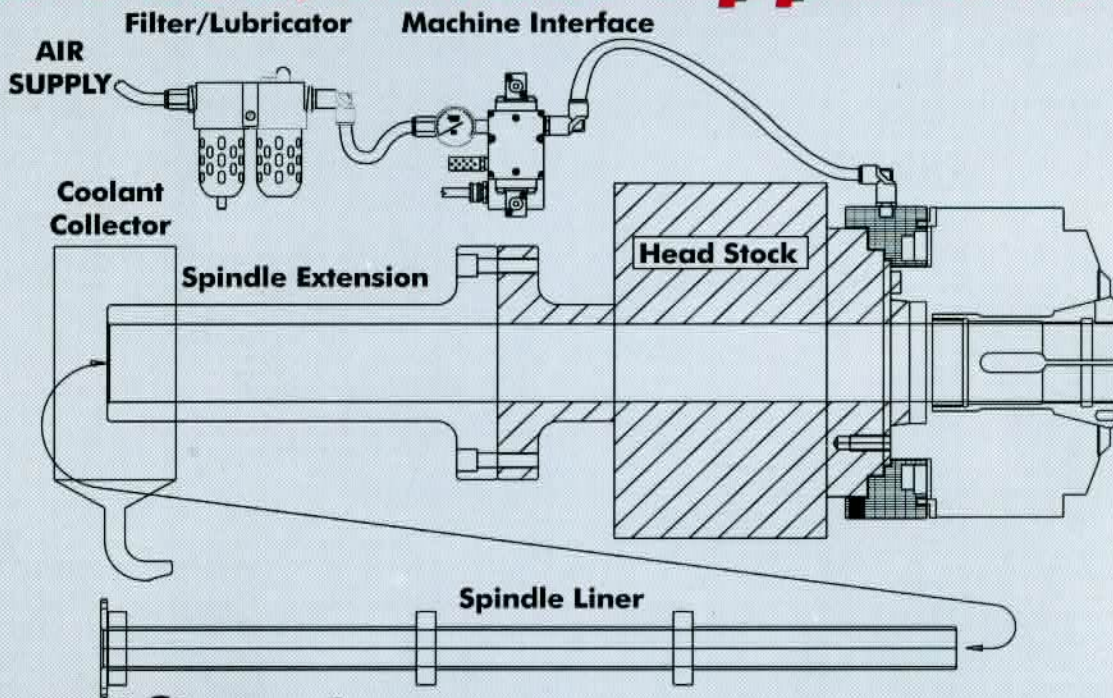
Availability

Reduced Setup

Times



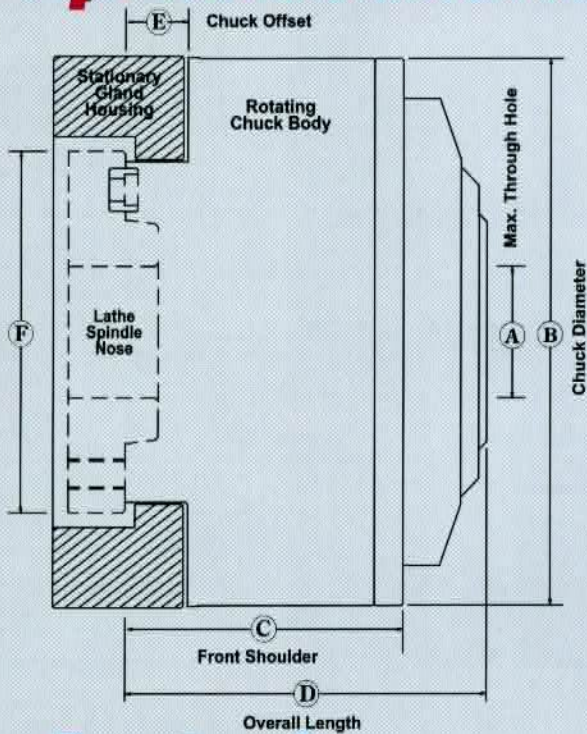
Bar Feed/Loader Application



Specifications

PHYSICAL DIMENSIONS (in inches)

MODEL	A	B	C	D	E	F
FB6-20	2.00	6.75	4.21	5.31	1.0	A2-5
FB8-27	2.75	8	4.76	5.85	1.5	A2-6
FB10-32A	3.25	10	6.12	6.56	1.5	A2-6
FB10-32B	3.25	10	6.12	6.56	1.5	A2-8
FB11-40	4.00	11	6.90	8.00	1.6	A2-8
FB14-55	5.50	14	8.10	9.25	2.0	A2-11



MODEL	DIA.	MASTER COLLET	CAPACITY USING PADS	CAPACITY USING SOLID COLLETS	ASA SPINDLE	WEIGHT LBS.
FB6-20	6.75"	S-20 Style Pads	1/4" - 2"	1/4" - 2"	A2-5	35
FB8-27	8"	S-26 Style Pads	1/4" - 2-5/8"	1/4" - 2-3/4"	A2-6	49
FB10-32A	10"	S-30 Style Pads	1/4" - 3"	1/4" - 3-1/4"	A2-6	85
FB10-32B	10"	S-30 Style Pads	1/4" - 3"	1/4" - 3-1/4"	A2-8	85
FB11-40	11"	S-35 Style Pads	1/4" - 3-1/2"	1/4" - 4"	A2-8	130
FB14-55	14"	S-50 Style Pads	1" - 5"	1" - 5-1/2"	A2-11	325



www.prodyn.com

(800)-445-1196

(219)-464-7938

FAX (219)-462-0318