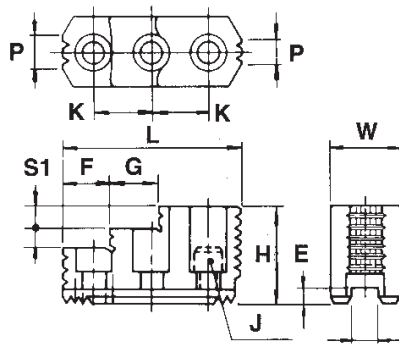
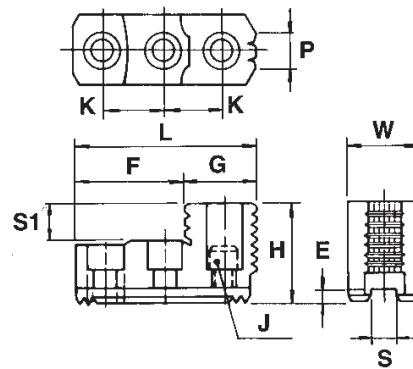


KITAGAWA HARD JAWS

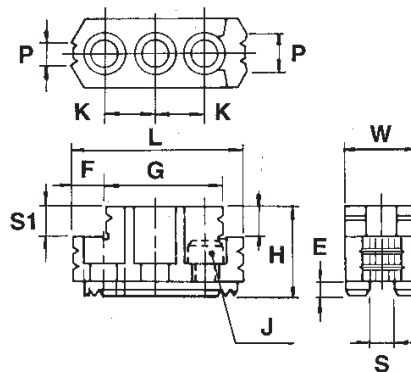
TYPE A



TYPE B



TYPE C



Stock NO.	Chuck Model	L	W	H	S	E	F	G	J	K	P	S1	Serrations	Type
KITAGAWA HARD JAWS														
HB04B1	B-04	46	19	23	8	3	15	23.5	M6	15	6	9	1.5 x 60	C
HB04N1	B-204, B-205	53	23	27.5	10	4	30.5	22.5	M8	14	6	10	1.5 x 60	B
HB05B1	B-05	55.5	23	31	10	3	22.5	21.5	M8	18	6	14	1.5 x 60	C
HB05C1	N-05	61	23	30	10	4	7.5	53.5	M8	19	6	12	1.5 x 60	B
HB06A1	B-206, B-06, N-06	66.6	31	36	12	5	40	26.6	M10	20	10	12	1.5 x 60	B
HB06B1	B-206, B-06, N-06	67.5	31	35	12	5	13	46	M10	20	16	12	1.5 x 60	C
HB08A1	B-208, B-08, N-08	86	35	51	14	5	31	18	M12	25	12	12	1.5 x 60	A
HB10A1	B-10, B-210, N-10	99.5	40	54	16	5	43	17	M12	30	15	13	1.5 x 60	A
HB12B1	B-12, N-12	97.5	50	55	18	5	64	33	M14	30	30	20	1.5 x 60	B
HB12N1	B-212	103	50	52	21	4	62.5	40.5	M16	30	30	17	1.5 x 60	B
HB15A1	B-15, B-18	149	62	86	22	8	63	34	M20	43	40	20	1.5 x 60	A
HB15B1	B-15, B-18	142	70	77	22	8	87.75	54	M20	43	50	30	1.5 x 60	B
HB15N1	B-215, N-15, N-18	149	62	86	25.5	5	69	27	M20	43	43	20	1.5 x 60	A
HB18B2	N-21, N-24, B-21, B-24	159.5	80	90	25	9	104.5	55	M20	50	55	40	3 x 60	B
HB24B2	UVE800	183.5	90	105	25	9	116.5	67	M20	60	76	50	3 x 60	B

Ordering: Please state chuck make, series and diameter or STOCK Number.